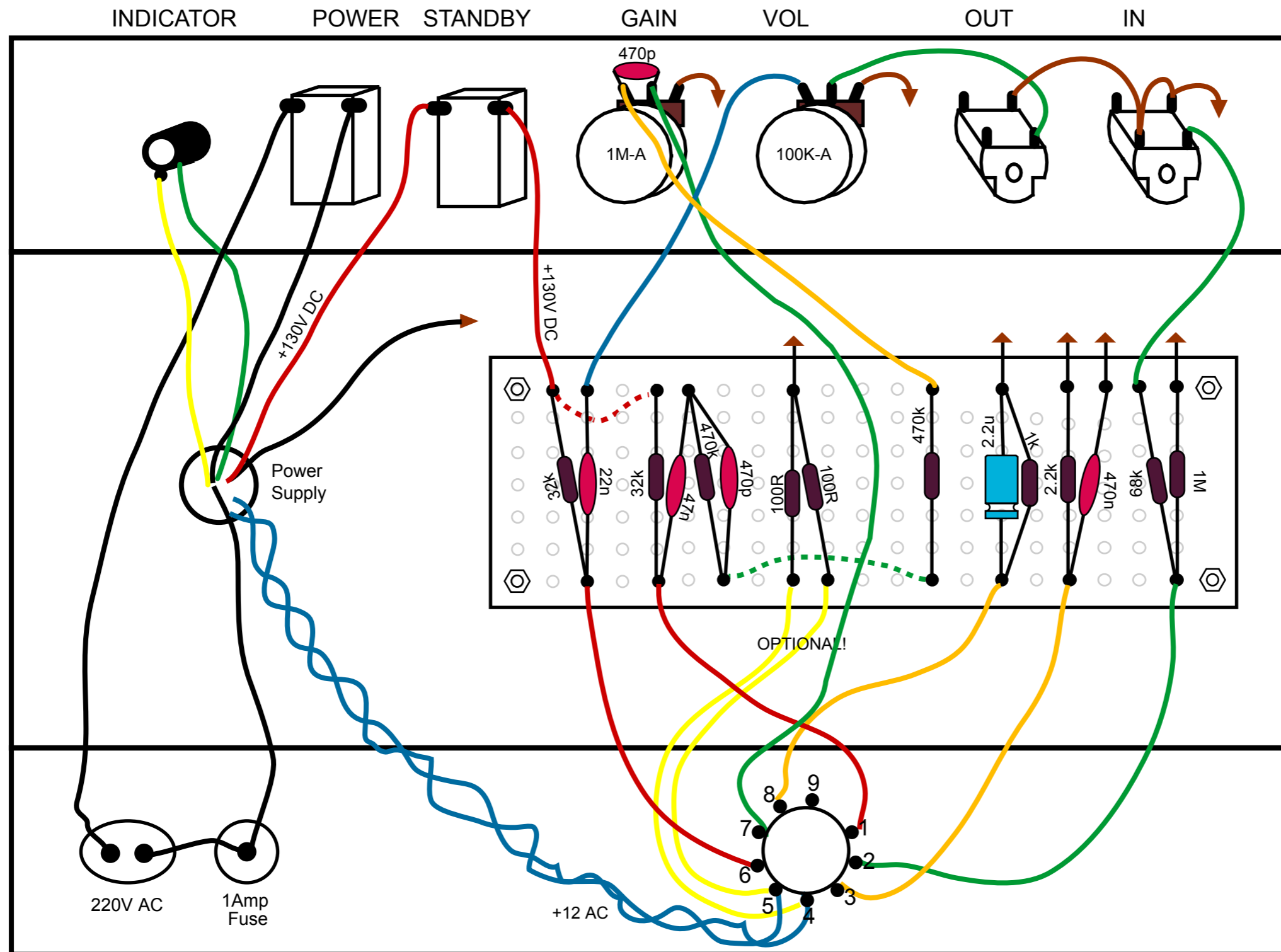


# TOMATO ALL-TUBE PREAMPLIFIER LAYOUT

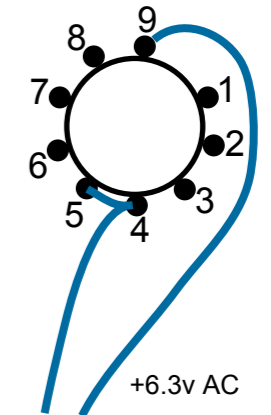
Layout drawn by Thorn  
version 1.2 (fixed)

## NOTICE:

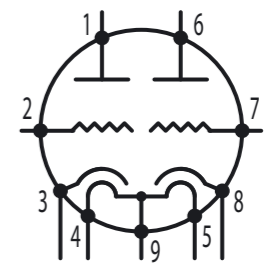
1. Voltages read to ground with electronic voltmeter. Values shown + or - 20%
2. All resistors 1/4 Watt 10% tolerance if not specified.
3. All capacitors at least 200Volt rating if not specified.



Alternative heater connection  
suitable for 6.3v supply



ECC 83/12AX7/6N2P



ECC83/12AX7 Pinout  
1 = Anode (2nd)  
2 = Grid 1 (2nd)  
3 = Cathode (2nd)  
4 = Heater  
5 = Heater  
6 = Anode  
7 = Grid 1  
8 = Cathode  
9 = Heater Tap

V1  
ECC 83/12AX7